

REGISTRATION

Visit www.telecommunity.org to register.

TeleCommunity takes place in **College Hall, Room 336** on the **Duquesne University campus** on Saturdays during the school year as well as two weeks in July for the Summer Sessions. While the program itself is free, it is strongly suggested that students bring the following materials:

1. A TC registration form signed by a parent (available online.)
2. A Duquesne Parental Consent form (also online.)
3. A USB flash drive to save your work.
4. Standard headphones for your music and voice recordings.
5. A snack to munch on during break.
6. Boundless energy and enthusiasm!

SUMMER SCHEDULE (2016)

Weekdays 1pm - 5 pm

July 11 - July 15

July 18 - July 22

FALL SCHEDULE (2016)

Saturdays noon - 5 pm

September 10, 24

October 8, 22

November 5, 12

December 3, 10



TELECOMMUNITY GALLERY

The Elements Summer Gallery

will be on display July 22-29 in the Lobby of College Hall, at Duquesne University.

This year's theme is **Elements**. Students imaginatively explore what the universe is made of or what it could be made of.




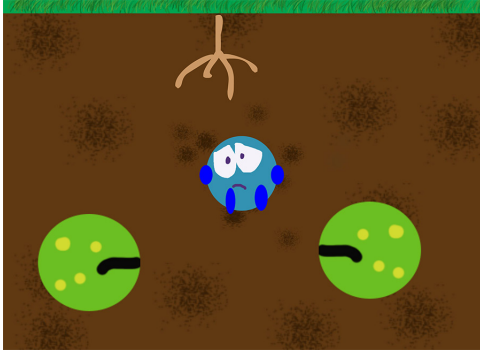
TELECOMMUNITY STUDIO

AT DUQUESNE UNIVERSITY

**DIGITAL ART
BY YOUNG PEOPLE**

WWW.TELECOMMUNITY.ORG

connect@telecommunity.org



TeleCommunity Saturdays


TeleCommunity Studio at Duquesne is a group of young people (ages 10-18) and volunteer teachers who work together to explore multimedia, computer graphics, and animation. We meet throughout the year on Saturdays at the Multimedia Lab in College Hall on the Duquesne University campus. We are affiliated with Duquesne University's College of Liberal Arts. Our program serves area youth and provides opportunities for Duquesne University students to work with young people and multimedia technology. Within a creative conceptual environment, young people develop and

collaborate on in-depth projects and share their work over the internet. Capable young students have access to high quality University resources, such as professional software and hardware. They work in a nurturing setting that encourages them to follow their imaginations, as they refine their computer skills and their conceptualization skills. The group provides a window for the University through which to view the needs and emerging abilities of young people; important feedback for planning future curricula and teaching strategies.



TeleCommunity Summers

Our two week **Summer Studio** is designed to give students an opportunity to produce computer graphics, to prepare work for display, and to participate in the installation and curation of our art gallery. These early professional experiences promote responsibility and team building, as well as problem solving and creative expression. Individuals learn to balance their time between Studio and Gallery activities.



Current Projects for TeleCommunity

Projects include creating graphics, animation, interactive games; recording original music and sound effects; digital painting with intuos tablet; the basics of digital printing; and participating in installing an art exhibition on campus.

Flash Animation

Animation can be easy. Create your own journeys and bring them to life.

Photoshop

Photoshop lessons are great for learning the basics of computer art, as well as the basics of design. Draw your own characters and worlds, which you can drop into your animations and games.

Mixed Media

Go beyond digital art. Use real paints and textures to create amazing patchwork pallets. Then scan your paintings into your computers and you'll have unique patterns for your games and animations.

Voices and Sound

Your cartoons won't just look good. They'll sound good too. Learn to record your own voice to create dialogue, or act as the director and choose other students to act out your parts. iLife Garageband is also available for building music and sound effects.